


VOLUME 2 ISSUE 10 23RD APRIL 2009

BLENDING ASSESSMENT WITH INSTRUCTION PROGRAM

BAIP BULLETIN



BAIP News
End of Year Activities:
2009 Annual Survey
and an iPod!

Content Updates

Technology Updates
Check Class End Dates
Back Up Grades In Excel

BAIP Exchanges

[Return to Top](#)

BAIP News


The end of the school year is insight. You are working hard to ensure that you meet your personal goals as a teacher. Students try to be patient as they await warm spring weather. Some students may have already moved on to their summer break by doing a little in- class day dreaming. At our lab, we have a similar, but somewhat different situation. Six of our student employees will receive their degrees this spring and a couple will go on to internships. However, we are blessed with an excellent core group of staff who help to recruit their replacements. Our professional staff has been with BAIP since we began working in this area five years ago. Like your classroom, there is a certain amount of excitement in the air, and at the same time, we continue to work hard assessing where we are with BAIP while getting ready for the revision process. Although an ongoing process, it becomes more intense during the summer as we prepare for another release of materials in the fall. Simultaneously, we continue to work on new BAIP products.

Last year we were exceedingly pleased with the large number of teachers who responded to the BAIP Annual Survey. It was exceedingly helpful as we made those recommended revisions. The 2009 Annual Survey will be posted on our site on May 1, 2009. We sincerely appreciate your time to share your responses online. The importance of your feedback is essential to the process as well as when we seek external funds for further development. Funding agencies require us to illustrate teacher feedback. Many of you respond during the year which is especially helpful. However, the Annual Survey allows us to provide a statewide perspective.

Please help us by responding. It is greatly appreciated.

We will again have a drawing for the lucky winner of an iPod. Each respondent has an equal opportunity to win!

[Return to Top](#)



Content Updates

Tutorials:

- 5th grade
 - S3.B2.A1a, Tutorial 1, Instructional Item.

| Previous | Current |
|--|---|
| Q. What is the width of the medal at its widest point to the nearest inch? | Q. What is the width of the medal at its widest point to the nearest 1/8 of an inch? |

- S3.B3.k3, Tutorial 1, Practice 2.

| Previous | Current |
|--|---|
| B. Triangular prism Why option B is correct. This is the base of a triangular pyramid because it has 3 edges. Though it might be a triangular prism, it is impossible to know since we cannot tell if this shape has a second base parallel to this one. (A prism has 2 bases, and a pyramid has only 1.) | B. Triangular prism Why option B is correct. This is the base of a triangular prism because it has 3 edges. |

- 7th grade
 - S4.B2.K1e, Tutorial 2, Practice 1.


| Previous | Current |
|--|--|
| B. Why is option B correct. For numbers like 103, 104, and 106 you would write 10 for the stem and 3, 4, and 6 as the leaf. In this list the stems are 6, 7, 8, 9, and 10. The correct plot is choice B. | B. Why option B is incorrect . 94 appears twice in the data set. It should appear twice in the stem and leaf plot. |
| C. Why option C is incorrect. 94 should appear only once in the plot. | C. Why option C is correct . For numbers like 103, 104, and 106 you would write 10 for the stem and 3, 4, and 6 as the leaf. In this list the stems are 6, 7, 8, 9, and 10. The correct plot is choice C. |

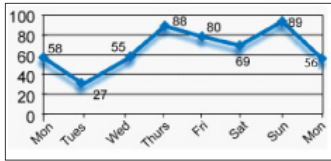
- 10th grade
 - S2.B2.K3c, Tutorial 1, What You Have Learned.

| Previous | Current |
|--|--|
| 3) Adding two equations to each other is the same as multiplying each side of one equation by -1 and then adding them. | 3) Subtracting one equation from another is the same as multiplying each side of one equation by -1 and then adding them. |

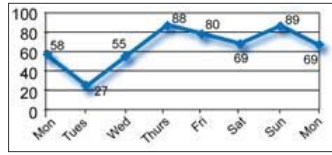
- S2.B4.A1i, Tutorial 1, Instructional Item.

| Previous | Current |
|-------------------------------|-------------------------------|
| <p>A.</p> <p>B.</p> <p>C.</p> | <p>A.</p> <p>B.</p> <p>C.</p> |

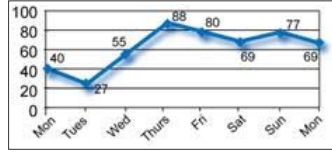
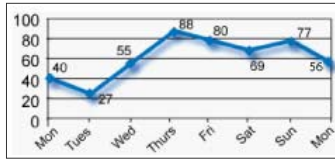




D.



D.



- S4.B2.A1f, Tutorial 1, Age Appropriate Skill Application.

| Previous | Current |
|---|---|
| There were 4 days on which 2 inches of snow fell: 1/2, 1/9, 1/10, and 1/11. This is the greatest number of days on which a particular number of inches of snow fell. Therefore the mode is 2. | There were 4 days on which 2 inches of snow fell: 1/5 , 1/9, 1/10, and 1/11. This is the greatest number of days on which a particular number of inches of snow fell. Therefore the mode is 2. |

[Return to Top](#)

Tech Updates

Getting Ready For The End

Late April means the end of the school year is fast approaching. Below are a few tips to help you wrap up your year in BAIP.

Check Class End Dates

When BAIP classes were set up way back in August, end dates were set for each class. As the school year comes to a close, now is a good time to make sure your class end dates are accurate.

If a class end date is set too early, students might lose access to assignments for that class. You'll still see this class in your teacher account, but the class will move from your "Current Classes" list into an "Expired Classes" list (teachers with no expired classes won't see an "Expired Classes" list in their account).

So how do you check the end dates on your classes? Under the "My Classes" tab where your classes are listed, there are two columns entitled "Class Begins" and "Class Ends". A quick visual glance of the "Class Ends" column will allow you to verify your class end dates. You can even click on the "Class Ends" column heading to organize your classes by their end dates. This will bring the classes with the earliest end dates to the top of the list.

If you need to change any end dates on your classes, simply hit the "Edit" link at the front of that classes' row. You'll be able to change the basic descriptive information on that class, including the end date. As with other end dates in BAIP, the end date is inclusive. If you set your class to end May 1st, then you and your students will see this class all day on May 1st. At midnight May 2nd the class will expire.

What if a class has already expired? These classes will also have "Edit" links. Once you set new end dates on expired classes they'll move back into the "Current Classes" list and out of the "Expired Classes" list (assuming the new date isn't also an expired date).

Back Up Your Grades In Excel


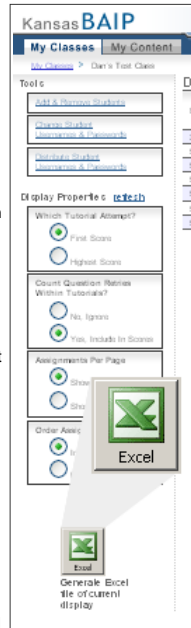
In a later tech update we'll talk about how to wrap up your classes when you really do want them to expire. As a hint, we will tell you that when you archive an expired class, it goes into a permanent data storage that can't be restored (Don't worry, your classes won't get archived unless you choose to archive them).

So how do you keep a long term copy of your students' grades outside of BAIP? Use the Excel button found on the bottom left of each classes tutorial grade display page ("My Classes" tab >> "Manage Class" link for the desired class). This button will generate an Excel spreadsheet that replicates what is currently displayed on screen. So setting the "Display Properties" for the current grade page, ("Display Properties" are located directly above the Excel button) not only affects what is displayed on your computer monitor, but also affects what gets saved into your excel file.

Do this for each of your classes and you will have a copy of your class tutorial grades even when you aren't signed into BAIP!

Thank-you for using BAIP and thanks for helping us make BAIP better. As always, please feel free to contact me with your questions and comments.

Dan Spurgin
BAIP Technical Assistance
spurgin@ku.edu
785-864-1039



Exchange

Questions from Kansas teachers about BAIP:

- What do applicants have to do to be selected as lesson writers?

To start, please contact Cheryl Harrod at charrod@ku.edu or 785-864-0760. We will then send you a lesson indicator to write sample lessons. These will be reviewed by other subject matter experts, which would then determine whether you join the BAIP team or not.

- What happens if my district does not register in time for the next school year? Will the data be lost?

Access to BAIP will be restricted for the new school year if districts do not subscribe in time. However, data will not be lost. They will be kept for a period to allow districts to resubscribe and avoid having to reenter data.

* If you are interested in getting e-mail updates regarding when new bulletins are available, click the "Subscribe" envelope on the right. You will have a chance to enter your e-mail address to keep up-to-date on the latest BAIP news.

** Your e-mail is considered private and will not be given to third-party organizations or corporations.

[Return to Top](#)

If you have a question or comment you would like to send to the BAIP team, which might be used in future BAIP Exchange posts, please complete the form below. (*Required)

Name:* Email:*

City: State


School:

Comment or Question:

You can use my name and comment or question in a future BAIP Bulletin. Yes No

Thank you for submitting your comment or question to the BAIP team! If you have asked a specific question, a BAIP team member will contact you with an answer. Your submission may or may not be published in future BAIP Bulletins, but if selected, the BAIP team reserves the right to modify the content and use your name. If you do not wish your comment or question to be used in a BAIP Bulletin, please check the appropriate option above.

[Return to Top](#)



BAIP Contact

| | | | |
|---|-------------------------|--|------------------------------|
| Content Support, Access Quesitons: | Diana Greet | dgreer@ku.edu | 785-864-0452 |
| Primary Technical Support: | Dan Spurgin | spurgin@ku.edu | 785-864-1039 |
| Technical Support: | Tom Shorock | tom@schorock.com | 785-864-1045 |
| General Information: | Cheryl A Harrod | charrod@ku.edu | 785-864-0700 |
| BAIP Policy & Planning: | Ed Meyen John Poggio | meyen@ku.edu jpoggio@ku.edu | 785-864-0675 785-864-9605 |

